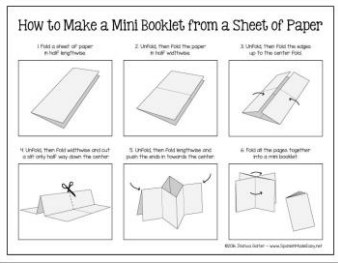





# May Howard Pre-K

Monday, May 4th

Good morning Pre-K! Please choose from any of the activities below and have fun learning at home. If you choose to go on an adventure or engage in play based learning instead of the activities below, we'd love to hear about what you have engaged in (a visit to a park, creating art, fine motor practice, cooking). Keep reading books with your children. Snuggling up and reading an actual book is the best, but online stories are great too! Epic, Story online, and Story time from Space are all online options (bottom right section of the symbaloo <https://mayhowardprek.weebly.com/additional-activities.html> ) Your May Howard teachers are recording weekday stories and posting to the website as well. <https://mayhowardprek.weebly.com/story-time.html> Have fun!

Language and Literacy CLL8.4/CLL7.4a	Science CP3.4b/CP2.4b	Math MA1.4f	Social Studies SS2.4b
<p><a href="#">Create a booklet</a></p> <p>We know many of you are enjoying creating stories at home. This is an easy way to make a book with a single piece of paper. Create a booklet and turn it into anything you want: a story, a recipe book, a family photo album...</p>  <p>OR</p> <p>Letter Memory Place a number of letter cards (you can write letters on index cards) face down and in a grid in the middle of the workspace. Encourage the child to turn over two cards and name the letters on the cards. If the letters match the child picks up and keeps the cards. If they do not match the child turns them face down again.</p>	<p>Create paper airplanes, experimenting with folds, tears and paperclip weights that can affect flight.</p> <p>Children can follow along at this link. <a href="https://www.youtube.com/watch?v=7KPaxKUDj6I">https://www.youtube.com/watch?v=7KPaxKUDj6I</a></p> <p>Now that you know the basics, how can you improve your airplane?</p> <p>OR</p> <p>Make moon dough! Have your child predict what he/she will make when the following ingredients are combined.</p> <p>Mix together ½ cup cornstarch ¼ cup conditioner</p> <p>Food coloring is optional</p>	<p>Write numbers 1-10, 1-20 (or 1-100 for a challenge!) in order. Close your eyes and get someone to cover one number. What is the missing number? How do you know?</p>   	<p>Today is May the 4<sup>th</sup>. Star Wars fans around the world celebrate George Lucas and the franchise on this day. If you would like to be a part of this celebration, click the link for ideas to create a Star Wars craft today! <a href="https://www.iheartartsncrafts.com/may-the-fourth-be-with-you-star-wars-activities-for-kids/">https://www.iheartartsncrafts.com/may-the-fourth-be-with-you-star-wars-activities-for-kids/</a></p> <p>OR</p> <p>Make up your own holiday! If you could invent a new holiday, what holiday would you invent? How would you celebrate? Draw a picture or describe your new holiday to your family.</p>

<p>Mindfulness SED3.4c</p>	<p>Art CR2.4</p>
<p>Shark fin</p> <ol style="list-style-type: none"> <li>1. Sit or stand comfortably. Keep your body straight. Be still and silent. Soften your breath and shut your eyes.</li> <li>2. Place the side of your hand on your forehead, with your palm facing out to the side.</li> <li>3. Slide your hand down your face, in front of your nose.</li> <li>4. Say 'shhh' and you slide your hand down your face.</li> <li>5. Complete this once, or repeat 2 to 3 times.</li> </ol> <p>Take part in this mindfulness activity. Could you involve some of your family in this too?</p>	<p>Today we have a series of quick art activities for you, choose as many as you want!</p> <ol style="list-style-type: none"> <li>1. Make a drawing of someone you love.</li> <li>2. Paint on something that isn't paper.</li> <li>3. Create a piece of art in less than 5 minutes.</li> <li>4. Use finger paint.</li> </ol>



<p>Question of the day CLL1.4a</p>	<p>Educational videos CLL7.4a</p>
<p>What made you laugh over the weekend?</p>	<p>We understand that sometimes both parents and children need down time to rest. We are going to share some videos that we think you will enjoy, AND learn something too! Today our focus is reading and sound recognition.</p> <p>Alphablocks <a href="#">Phonics - Learn to Read</a>   <a href="#">Awesome Alphabet</a>   <a href="#">Alphablocks</a></p>